



KLT-OIS-USB3A-FF-IMX258 V1.0

SONY IMX258 USB Interfaccia Messa a fuoco fissa 13MP Modulo telecamera Stabilizzatore micro gimbal, Stabilizzazione ottica dell'immagine (OIS) Piattaforma



Modulo telecamera n.	KLT-OIS-USB3A-FF-IMX258 V1.0	
Sensore d'immagine	IMX258	Output Format: MJPG
Stabilizer	Stabilizzatore micro gimbal(MGS)	10 FPS 4192 x 3104 (Full Frame)
EFL	2.35 mm	25 FPS 1920 x 1080 (Full HD)
F.NO	2.4	25 FPS 1280 x 720 (HD 720P)
Pixel	4224 x 3192	Supporting OS
Vista ad angolo	127°(D) 99.5°(H) 70°(V)	Windows 10, 8.1, 7, XP, Vista
Tipo di lente	1/3.06 pollice	Windows XP SP2 under UVC
Dimensioni dell'obiettivo	19.00 x 19.00 x 9.90 mm	Linux Kernel V2.6.2.1 or later
Dimensione del modulo	72.00 x 35.80 mm	MAC OS 10.4 or later
Tipo di modulo	Messa a fuoco fissa	Operating Voltage: 5V +/- 5%
Interfaccia	USB	Compliant with UVC Version 1.0

Cavo USB di accoppiamento Codice. KLT-USB1A-Cable



Cavo di prolunga USB. Venduto separatamente.

OIS Camera Modules

(OIS = Optical Image Stabilization Platform)


World's Smallest Gimbal Stabilizer




Core Technologies:

- MGS (micro gimbal stabilizer)
(The lens and image sensor tilt together)
- ± 5 deg max. compensation angle
(More than enough for walking and jogging)
- Innovative anti-shaking solutions with 10+ patents
- Integrated design, including a gyroscope and an MGS driver IC

EIS:



MGS:



Face recognition success rate



MGS can significantly reduce blur especially in low-light conditions, and thus support dynamic face recognition and other emerging technologies

Main Advantages:

- Support horizontal FOV over 100deg
- Support all-glass lens
- 2m+ drop test
- Easy to use
- One-stop anti-shaking solution provider
- Light weight down to 5g
- Small size down to 19×19mm
- Competitive price

Ordering Models



KLT-OIS-USB1A-IMX258 V1.0



KLT-OIS-AF-IMX258-C V1.0

MGA190 series:

Size: 19×19×9.9mm
 Auto Focus MGS
 Largest FOV: 100deg
 Max. compensation angle: ±5deg
 Weight: 5g
 Support a wide variety of lenses and image sensors
 Supported sensors:
 OmniVision OV5640, Sony IMX179 & IMX258

MGF250 series:

Size: 25x25x15mm
 Fixed Focus MGS
 Largest FOV: 140deg
 Max. compensation angle: ±5deg
 Weight: 28g
 Support a wide variety of lenses and image sensors
 Supported sensors:
 Onsemi AR1335, OmniVision OV2718 & OV4689



KLT-OIS-FF-OV4689 V7.0A

Module	Resolution	Sensor	Focus	DFOV
KLT-OIS-AF-IMX258-C V1.0	13 MP OIS	IMX258-C	Auto	87.6
KLT-OIS-USB1A-IMX258 V1.0	13 MP OIS	IMX258	Auto	87.6
KLT-OIS-FF-OV4689 V7.0A	4 MP OIS	OV4689	Fixed	122

Product Applications:



AI face recognition



Body worn camera



Robot



AR/VR smart glasses



Sport DV

[Product Brief]

Ver.1.0

IMX258

Diagonal 5.867 mm (Type 1/3.06) 13Mega-Pixel CMOS Image Sensor with Square Pixel for Color Cameras

Description

IMX258 is a diagonal 5.867mm (Type 1/3.06) 13 Mega-pixel CMOS active pixel type stacked image sensor with a square pixel array. It adopts Exmor RSTM technology to achieve high speed image capturing by column parallel A/D converter circuits and high sensitivity and low noise image (comparing with conventional CMOS image sensor) through the backside illuminated imaging pixel structure. R, G, and B pigment primary color mosaic filter is employed. By introducing spatially multiplexed exposure technology, high dynamic range still pictures and movies are achievable. It

equips an electronic shutter with variable integration time. It operates with three power supply voltages: analog 2.7 V, digital 1.2 V and 1.8 V for input/output interface and achieves low power consumption.

In addition, this product is designed for use in cellular phone and tablet pc. When using this for another application, Sony does not guarantee the quality and reliability of product. Therefore, don't use this for applications other than cellular phone and tablet pc. Consult your Sony sales representative if you have any questions.

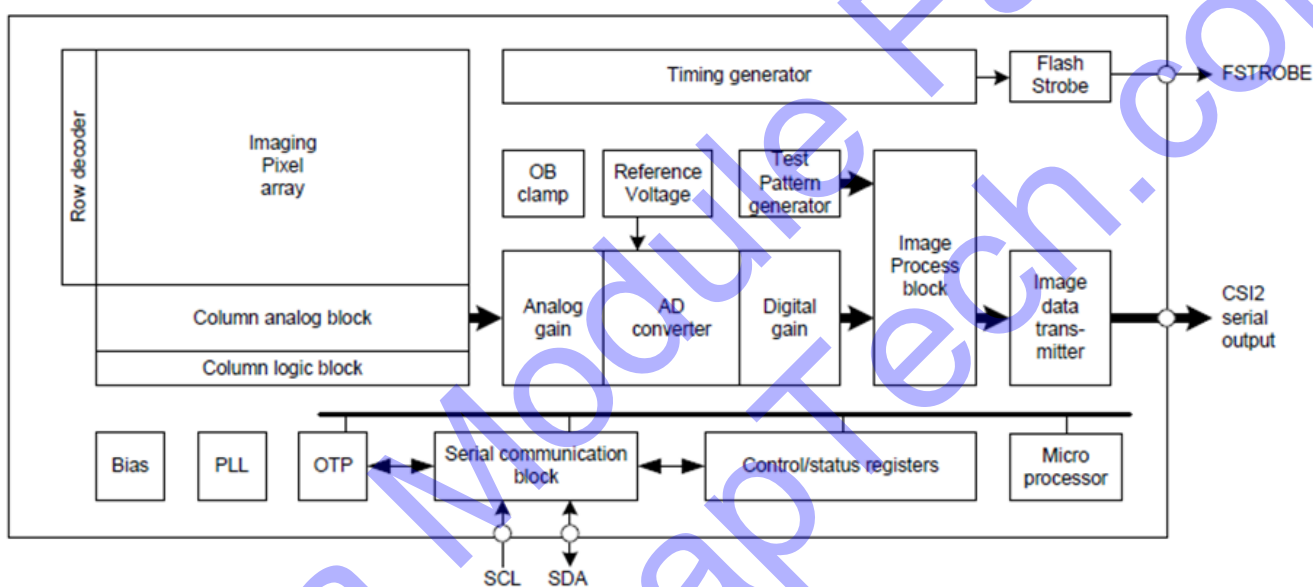
Functions and Features

- ◆ Back-illuminated and stacked CMOS image sensor Exmor RSTM
- ◆ Phase Detection pixel data output for Phase Detection Auto Focus
- ◆ High Dynamic Range (HDR) mode with raw data output.
- ◆ High signal to noise ratio (SNR).
- ◆ Full resolution @30fps (Normal / HDR). 4K2K @30fps (Normal / HDR) 1080p @60fps (Normal)
- ◆ Output video format of RAW10/8.
- ◆ Pixel binning readout and V sub-sampling function.
- ◆ Independent flipping and mirroring.
- ◆ CSI-2 serial data output (MIPI 2lane/4lane, Max. 1.3Gbps/lane, D-PHY spec. ver. 1.1 compliant)
- ◆ 2-wire serial communication.
- ◆ Two PLLs for independent clock generation for pixel control and data output interface.
- ◆ Dynamic Defect Pixel Correction.
- ◆ Fast mode transition. (on the fly)
- ◆ Dual sensor synchronization operation.
- ◆ 4K bit of OTP ROM for users.
- ◆ Built-in temperature sensor.

Device Structure

- ◆ CMOS image sensor
- ◆ Image size : Diagonal 5.867 mm (Type 1/3.06)
- ◆ Total number of pixels : 4224 (H) × 3192 (V) approx. 13.48 M pixels
- ◆ Number of effective pixels : 4224 (H) × 3144 (V) approx. 13.28 M pixels
- ◆ Number of active pixels : 4208 (H) × 3120 (V) approx. 13.13 M pixels
- ◆ Chip size : 5.990 mm (H) × 3.908 mm (V)
- ◆ Unit cell size : 1.12 μm (H) × 1.12 μm (V)
- ◆ Substrate material : Silicon

System block diagram



Exmor RS

* Exmor RS is a trademark of Sony Corporation. The Exmor RS is a Sony's CMOS image sensor with high-resolution, high-performance and compact size by replacing a supporting substrate in Exmor R™ which changed fundamental structure of Exmor™ pixel adopted column parallel A/D converter to back-illuminated type, with layered chips formed signal processing circuits.